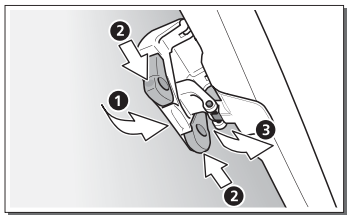
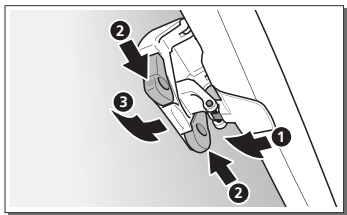


## *Hollandia 100*

Sunroof  
Open dak  
Hebedach  
Techo solar  
Açılır Tavan  
Okno dachowe  
Toit ouvrant  
Подъемный люк

Operating Instructions  
Bedieningshandleiding  
Bedienungsanweisung  
Instruções de funcionamento  
Kullanım Talimatları  
Instrukcja obsługi  
Notice d'utilisation  
Руководство по эксплуатации



**A**

USA

GB

Opening/closing the sunroof

NL

Openen/sluiten van het dak

D

Öffnen/Schließen des Daches

P

Abrir/fechar o tecto

TR

Açılır tavanı açma/kapatma

PL

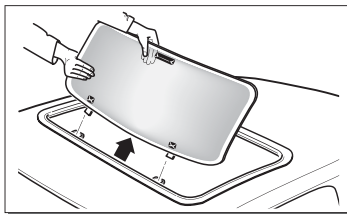
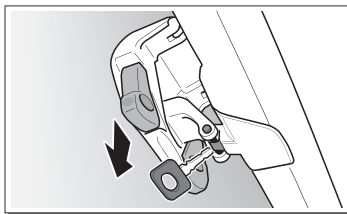
Otwieranie/zamykanie okna dachowego

F

Ouvrir / Fermer le toit ouvrant

RUS

Открыть /закрыть люк

**B**

USA

GB

Removing/dismounting the glass panel

NL

Afnemen van het glaspaneel

D

Abnehmen des Glaspaneels

P

Tirar o painel de vidro

TR

Cam paneli çıkarma/sökme

PL

Demontaż szyby

F

Démonter le panneau en verre

RUS

Снять стеклянную панель

USA .....	1
English .....	2
Nederlands .....	3
Deutsch .....	4
Português .....	5
Türkçe .....	6
Polski .....	7
Français .....	8
Русский .....	9



Dear Madam, Sir,

Webasto Product International wishes you a lot of pleasure with your new installed sunroof. Your sunroof is a quality product from Webasto Product International. In order to obtain the maximum enjoyment of your sunroof, please read the instructions below carefully.

### **OPENING / CLOSING / DISMOUNTING THE ROOF**

This sunroof has a 4 position handle. See item A of cover inside.  
Dismounting the glass panel (item B): move button on backside of handle to loosen closing mechanism. Take glass panel with hinges off the roof.

### **RECOMMENDATION**

When starting your journey you are advised not to open the sunroof if there is moisture on the glass panel. Please drive for a few minutes to ensure that all the moisture has dissipated, then open the roof.

### **MAINTENANCE**

To clean the glass panel, use only a mild, non-scratching detergent and a moist chamois leather. Clean the rubber seal every three months with water and apply talcum powder after drying. Keep everything clear (leaves, dust, sand and so on).

When roof is leaking or opening/closing mechanism does not work properly contact your garage or a licensed installation workshop.

### **WARRANTY**

Webasto Product International warrants the quality and correct functioning of this sunroof. The warranty covers both parts and labour and is valid for 3 years following the installation by one of the special Webasto Product International approved dealers.

Defects caused by rough handling, incorrect use, accident and broken glass are not covered by this warranty.

Any transport costs are at the responsibility of the owner. The warranty is valid only when the form has been filled in completely and stamped by an approved dealer and submitted together with the invoice or receipt.



Feel the Drive

W A R R A N T Y C A R D

Date of Installation:

Name of Owner:

Type of Sunroof:

**Hollandia 100**

Street Address:


Sunroof Unit Serial Number:

Postal Code / Town:

Invoice Number:

State / Country:

Stamp of Approved Dealer:



In multilingual versions the English language is binding.

Bij een meertalige versie is de Engelse versie bindend.

Bei mehrsprachiger Ausführung ist Englisch verbindlich.

Este manual está traduzido em vários idiomas, tendo o inglês como idioma padrão.

Çok dilli sürümlerde İngilizce dili bağlayıcıdır.

W przypadku wersji kilujęzycznej wiążący jest tekst w języku angielskim.

Dans le cas d'une version rédigée en plusieurs langues, l'anglais est alors la langue qui fait foi.

В многоязыковой версии, английский язык имеет обязательную силу.

**Webasto Product International NL**

Constructieweg 47  
NL - 8263 BC Kampen  
The Netherlands

Phone: +31 (0) 38 337 11 37

Fax: +31 (0) 38 332 51 81

E-mail: [info.nl@webasto.com](mailto:info.nl@webasto.com)

Internet: [www.webasto.com](http://www.webasto.com)

**Webasto Product North America, Inc.**

15083 North Road, Fenton, MI  
48430, USA

Phone: 810-593-6000

Fax: 810-593-6001

E-mail: [info@webasto-us.com](mailto:info@webasto-us.com)

Internet: [www.webasto.us](http://www.webasto.us)